







Accessing the Backlight menu

Quickly press and release  button


 **1st padlock** will briefly appear and then disappear in VISO's screen

 **2nd padlock** will appear, press and keep hold of  button (padlock will disappear again)

 **3rd padlock** appears - release  button

Backlight


- On
- Off


Hold  for 5 seconds



VISO Setup Selector



- Alti-Meter / Speed-Meter
- Feet / Meter when set to Alti-Meter
- Mph / Kmh when set to Speed-Meter
- Altitude offset
- Dive Type
- True Airspeed (TAS) / Skydiver's Airspeed (SAS)
- Set current year
- Set current date
- Set current time
- Preset jump counter
- Reset jump counter
- Turn the VISO OFF
- Padlock window

Accessing the Profile menu

Quickly press and release  button

 **1st padlock** will briefly appear and then disappear in VISO's screen


 **2nd padlock** will appear, press and keep hold of  button (padlock will disappear again)


 **3rd padlock** appears - release  button



Jump Profile



- Playback Altitude v time
- Playback Speed v time

Accessing Logbook Information

Quickly press and release  button

 **1st padlock** will briefly appear and then disappear in VISO's screen

 **2nd padlock** will appear, press and keep hold of  button (padlock will disappear again)

 **3rd padlock** appears - release  button

Logbook Information

- Jump number
- Exit Altitude
- Deployment Altitude
- Freefall Time
- Max Freefall Speed
- Max Canopy Speed

VISO Road Map

LARSEN & BRUSGAARD
Mosevej 3
4070 Kirke Hyllinge, Denmark
Phone: +45 4648 2480
Fax: +45 4648 2490